



# **EUROCLUP#3**

## **2025**

### **REGLAMENTO DEPORTIVO SPORTING REGULATIONS**

### **ANEXO 2 – PUBLICIDAD OBLIGATORIA APPENDIX 2 – MANDATORY ADVERTISING**



## APPENDIX 2 of Sporting Regulations EURO CUP-3 2025

### CAR

Mandatory logos will be the ones detailed as follows, as well as their position and dimensions. They will be supplied by the Promoter.

#### 1. RFEDA-Racing Weekend

Located in the nose according to Figure 1. Design detailed in Figure 2.




Figure 1



Figure 2



## 2. PFC – ETS – Autotecnica Motori - Ravenol

Located on both sides of the car, on the floor according to Figure 3. Dimensions detailed in Figure 4. Available both in white and black color.

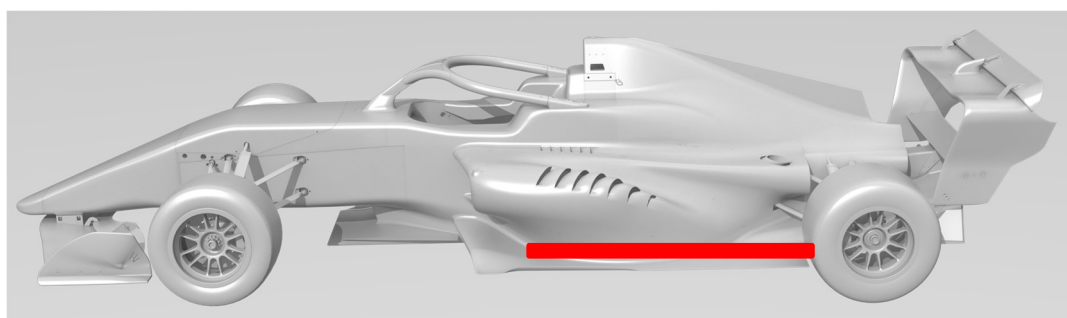


Figure 3

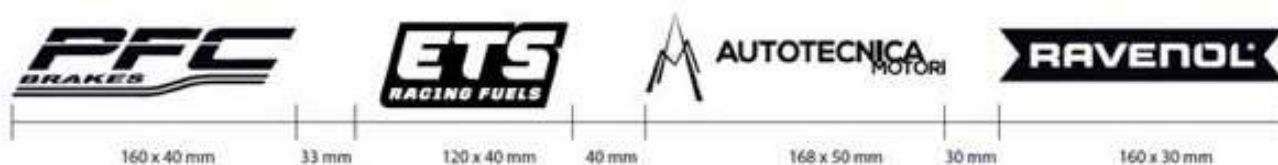


Figure 4

## 3. B.R.M Chronographs

It shall have a design and dimensions as detailed in Figure 5. It shall be positioned 20 mm below the car number background, as shown in Figure 6A. It shall also be present on both sides of the car, as shown in Figure 6B.




Figure 5

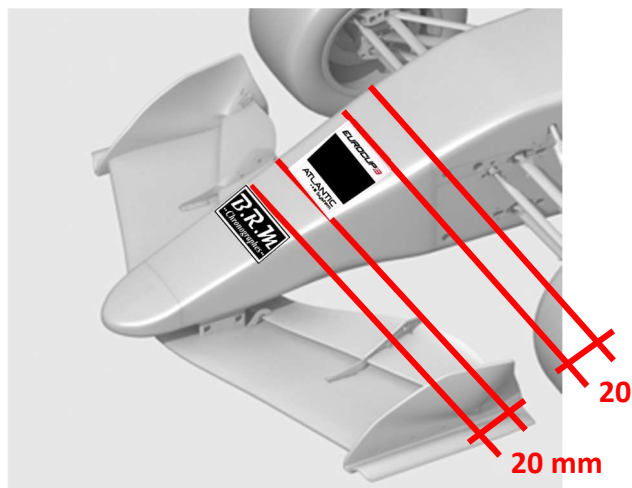


Figure 6A




Figure 6B

#### 4. Front Car Number.

Background, to be placed 20 mm away from the nose edge, as shown in Figure 6, and whose design is detailed in Figure 7. The dimensions of the competitor number (black for non-rookie drivers and red for rookies) are detailed in Figure 8.



Figure 7



1 2 3 4 5 6 7 8 9 0

100 mm

Figure 8

## 5. Rear Car Number.

Background, whose design is according to Figure 9, to be located on the outer side of the rear endplates (parts references 4403025 and 4403026), according to Figure 10. Dimensions of car numbers (black for non-rookie drivers and red for the rookies) are detailed in Figure 11.




Figure 9




Figure 10



1234567890 120 mm

Figure 11

## 6. Driver's License Country Flag + Name.

On three points of the halo, as per Figure 12, with the font "Renault Race\_v1", available, upon request to the competitor, in white or black color. To be supplied by the competitor. Height of the flag and the name: 20 mm.




Figure 12

## 7. Hankook Motorsport Logo

It shall be fitted to the outer face of the front endplates (part number: 4403015 and 4403016), as shown in Figure 13. The design shall be as detailed in Figure 14.




Figure 13





Figure 14

## 8. Hankook logo on the tyres

During the official qualifying practice sessions and races, all tyres must show the specific Hankook logo which will be supplied by the Promoter.



## 9. Driver's colour identification

The roll hoop, the on-board camera cover and the mirrors must be completely taped/painted with different colour for the identification of the vehicles of the same team.



That identification colour shall be approved by the Race Director, and must be the same during the whole season. It only could be changed with previous permission.

Any change not previously approved will result in a fine of 1,000 €, increased at the Stewart's discretion if case of reiteration.

## 10. Other penalties

Any other breach of the rules contained in this Appendix 2 will be punished by the Stewards at their own discretion.





## OVERALL

Mandatory logos. Positions and sizes. Can be positive or negative color.

1. Eurocup-3 LHS of the chest. Width: 60mm
2. Hankook Upper left arm. Width: 100mm
3. RFEDA Upper right arm. Width: 60mm
4. Ravenol Left and right arms under Hankook and RFEDA. Width: 100mm
5. Flag + Driver's name

Atrás/Back



Lateral/Side



Frente/Front



El presente ANEXO queda  
aprobado a efectos deportivos.  
Madrid, 23/04/2025  
  
Fdo.: Paloma Izquierdo  
Directora Deportiva

